






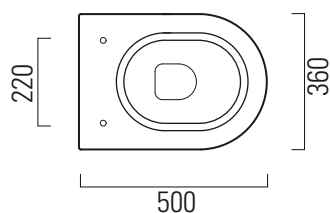
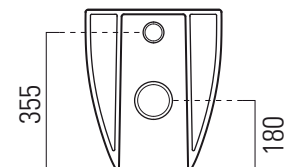
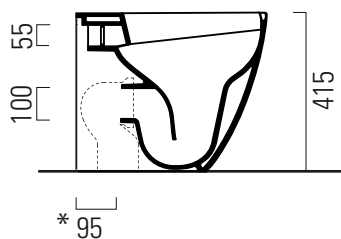
Pura



50×36 swirlflush

	<p>Wc 50×36 cm 25 kg</p> <p style="font-size: 2em; font-weight: bold;">CE</p>	<p>WC predisposto per scarico a parete oppure a pavimento tramite curva tecnica, con sistema di scarico Swirlflush®</p> <p>Wall wc with or floor outlet (through pipe fitting), with Swirlflush® system.</p> <div style="display: flex; justify-content: space-around; align-items: center;"> <div style="text-align: center;">  <p>swirlflush®</p> </div> <div style="text-align: center;">  <p>extraglaze®</p> </div> <div style="text-align: center;">  <p>quickrelease</p> </div> <div style="text-align: center;">  <p>softclose</p> </div> </div>
---	---	---

Colori - Colours	Codici - Codes	Fori - Tapholes
<input type="radio"/> Bianco lucido - White glossy	8820 11	-

Si sconsiglia l'impiego di cassette di scarico esterne o impianti dotati di rubinetto flussometro.





Raccordi di scarico - Flushing connections	Codici - Codes	Interasse - Distance
	MCURVA	* 95 mm
	MCURVA90	* 65 mm

Testato con i seguenti dispositivi di scarico | Tested with the following flushing mechanisms
 GEBERIT art. 109.770.00.1 - OLI art. OL0601681 - VALSIR art. Tropea S - PUCCI ECO art. 1315490001

Pura

50×36

	<p>Bidet 50×36 cm 18 kg</p>	<p>BIDET monoforo, con foro troppopieno. BIDET single taphole, with overflow.</p>
		

Colori - Colours	Codici - Codes	Fori - Tapholes
<input type="radio"/> Bianco lucido - White glossy	8869111	monoforo / one taphole fitting

