

4ALL VASOMULTI® 2.0 MD005.BI

CE EN 997:2015



Effetto antibatterico su ceramica BATAFORM®
Ceramic antibacterial effect BATAFORM®

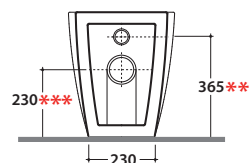
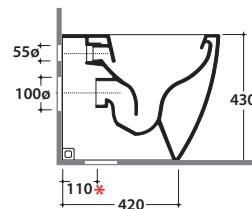
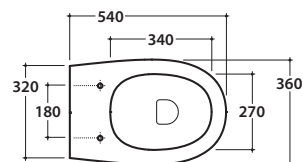


Prodotto smaltato con CERASLIDE®
Glazed product with CERASLIDE®



Scarico ottimizzato a 4/2,6 litri
Drain 4/2,6 lt

GLOBO



Cod. **MD005.BI**

Vaso a terra 54.36 h43 cm, con carico e scarico regolabile MULTI. Installazione filo parete. Scarico 4 / 2,6 Lt. Completo di FISSAGGIOHOST®. Peso 25 Kg
Floor mounted Wc 54.36 h43 cm . With adjustable water inlet/outlet MULTI. Back to wall installation. Drain 4 / 2,6 Lt. FISSAGGIOHOST® Fixing kit included. Weight 25 Kg



Copriwater con sistema di cerniere a sgancio rapido
Seat-cover with hinge system to quick release



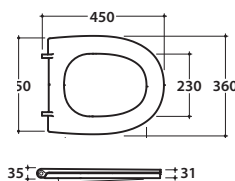
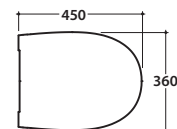
Trattamento antibatterico per sedili in versione bianco lucido
Antibacterial treatment on toilet seats in shiny white

Cod. **MDR19BI**

Coprivaso rimovibile in duroplast con chiusura tradizionale. Peso 3 Kg
Removable duroplast seat-cover with traditional closing system. Weight 3 Kg

Cod. **MDR20BI**

Coprivaso rimovibile in duroplast con chiusura rallentata. Peso 3 Kg
Removable duroplast seat-cover with soft-closing system. Weight 3 Kg



Cod. **VA079 ***

Curva tecnica per lo scarico a pavimento regolabile da 10 a 11 cm. Peso 0,3 Kg
Elbow pipe for floor drain. Adjustable 10/11 cm. Weight 0,3 Kg



Cod. **VA077 ***

Raccordo per scarico a pavimento regolabile da 7 a 9 cm. Peso 0,3 Kg
Elbow pipe for floor drain. Adjustable 7/9 cm. Weight 0,3 Kg



Cod. **VA026**

Raccordo scarico pavimento utilizzato in combinazione all'articolo VA077, da 140 a 310 mm. per WC MULTI 2.0. Peso 0,4Kg
Elbow pipe for floor drain, used in combination with item VA077, 140/310 mm. for WC MULTI 2.0. Weight 0,4 Kg



Cod. **VA027 *****

Raccordo flessibile scarico parete da 21 a 25 cm. Peso 0,7 Kg
Flexible pipe for wall drain 21 / 25 cm. Weight 0,7 Kg



Cod. **VA076**

Raccordo per scarico a parete cm. 35
Pipe for wall drain 35 cm



Cod. **VA086 ****

Raccordo eccentrico per entrata acqua 35,5/36/37/37,5 cm. Peso 0,1 Kg
Eccentric pipe for water inlet 35,5/36/37/37,5 cm. Weight 0,1 Kg



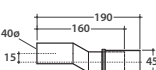
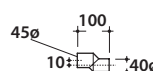
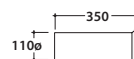

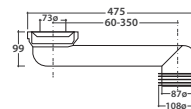
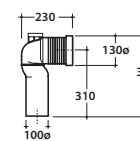
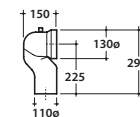
Cod. **VA028 ****

Raccordo eccentrico per entrata acqua 34,5/35/38/38,5 cm. Peso 0,1 Kg
Eccentric pipe for water inlet 34,5/35/38/38,5 cm. Weight 0,1 Kg



Cod. **VA132**

Riduttore flusso di scarico.
Flow reductor.



4ALL BIDETMULTI® 2.0 MD011.BI

CE EN 14528:2015

GLOBO



Effetto antibatterico su ceramica
BATAFORM®
Ceramic antibacterial effect
BATAFORM®



Prodotto smaltato con
CERASLIDE®
Glazed product with
CERASLIDE®

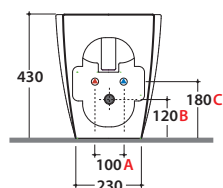
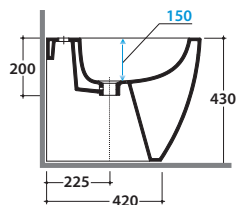
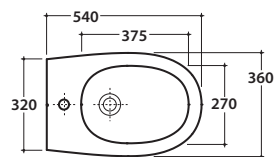
Cod. **MD011.BI**

Bidet a terra 54.36 h 43 cm. MULTI 2.0. Installazione filo parete.

Completo di FISSAGGIOGHOST®. Peso 23 Kg

Floor mounted bidet 54.36 h 43 cm . MULTI 2.0. Back to wall installation.

FISSAGGIOGHOST® Fixing kit included. Weight 23 Kg



A	80 <-----> 220	B	70 <-----> 210	C	150 <-----> 230
----------	----------------	----------	----------------	----------	-----------------



Cod. **FI012BI**

Piletta up and down con tappo in ceramica per bidet. Peso 0,5 Kg

Push open valve drain with ceramic top for bidet. Weight 0,5 Kg



Cod. **FI012CR**

Piletta cromata up and down per per bidet. Peso 0,5 Kg

Push open chromed valve drain for bidet. Weight 0,5 Kg